

# Marlow<sup>®</sup>

## DEFENCE



HIGH PERFORMANCE ROPES  
FOR HIGH PERFORMANCE ENVIRONMENTS



# Marlow®

## DEFENCE

<b>FAST ROPES</b>	<b>3</b>
<b>INSERTION &amp; EXTRACTION</b>	<b>7</b>
<b>ABSEILING &amp; CLIMBING</b>	<b>11</b>
<b>VEHICLE WINCHING &amp; RECOVERY</b>	<b>17</b>
<b>NAVAL</b>	<b>26</b>
<b>GENERAL PURPOSE ROPE</b>	<b>35</b>
<b>HARDWARE &amp; ACCESSORIES</b>	<b>40</b>
<b>BESPOKE SERVICE</b>	<b>49</b>
<b>TECHNICAL INFORMATION</b>	<b>50</b>
<b>INSPECTION &amp; RETIREMENT</b>	<b>50</b>
<b>NSN GLOSSARY</b>	<b>51</b>

**Marlow Ropes** is renowned globally for its commitment to quality and innovation in Defence and Special Forces products.

Our pioneering designs rigorously tested in the world's harshest conditions, have earned us a reputation for excellence. We deliver premium British-made products to over 80 countries and adhere to tough ISO quality standards with many of our products also meeting stringent CE, NFPA and ANSI compliance testing and NATO codification rules.



Marlow Ropes, in collaboration with British Special Forces, pioneered Fast Ropes in the 1970s. These ropes are now in use by traditional regiments, Special Forces and SWAT teams around the world. This innovative technique enables rapid helicopter deployment in challenging environments, where landing is impossible. Our unique design offers superior control and comfort during descent, while the rope's absorbent properties ensure consistent performance, even in adverse conditions.

# FAST ROPES

---

The unique construction of the Marlow Fast Rope allows for comfortable control throughout the descent and makes it easier to slow down and brake. The suppleness of the construction means that the rope is not hard on the hands and less force is required than with other ropes. Oil and general spillages do not affect speed or control during descent as the Marlow Fast Rope will absorb liquids. In response to the needs of the various units, we offer a range of sizes, terminations and accessories for all tactical fast roping manoeuvres. The Fast Rope is available as a standard 40mm nominal diameter, thinner 32mm nominal diameter version and a firm version for increased abrasion resistance.



# FAST ROPES

SCAN HERE FOR  
DETAILS



See specifications on page 6

## Fast Ropes 40mm (Standard)

The unique construction of the Marlow Fast Rope allows comfortable control throughout the descent and makes it easier to slow down and brake. The suppleness of the construction means that the rope is not hard on the hands and less force is required than with other ropes. Oil and general spillages do not affect speed or control during descent as the Marlow Fast Rope will absorb liquids.



## Fast Ropes 32mm

The 32mm version is a thinner nominal diameter, already in use in several Asian countries.



## Fast Ropes 40mm (Heavy Weight)

Heavy weight version of the standard fast rope. Weight inserts, aid deployment from larger helicopters and maintain rope stability even with strong updraft and turbulence.



We currently offer a selection of 3 termination options:



### DYNALITE TERMINATION (DLT)

Significant weight savings over metal terminations. Eliminates risk of injury to personnel on the ground when ropes are released post deployment. Designed to fit a wide range of helicopter cargo hooks and hoists.

**Min breakload: 5.1 Tonnes**



### MULTIFIT TERMINATION (MFT)

Strong and durable. Fits a range of helicopter cargo hooks and hoist systems. Features a 45mm machined eye allowing fast attachment. MFT is available for 40mm ropes only.

**Min breakload: 7.6 Tonnes**



### SOFT EYE (SE)

Polyester protected factory spliced eye. Ideally suited for descent from towers in training situations. Easily hooked over support beams or scaffolding in training.

**Min breakload: 7.6 Tonnes**



# FAST ROPES

See specifications on page 6

## Fast Ropes Rack (FRR)

Marlow's Fast Rope Descenders aid the rapid insertion of units. Available in two versions, to fit the 32mm and 40mm fast ropes. The innovative device is easy to install and ideal when descending with heavy equipment, canine, and/or untrained personnel. Supplied in Marlow Tactical storage bag and available with adjustable lanyards and an optional quick release.

32mm – 300mm x 90mm x 45 mm - 0.87 kg


40mm – 340mm x 105mm x 45mm – 0.98kg

Working load unit – 250 kg



## Fast Rope QRM (Quick Release Mechanism)

Designed for the release of fast ropes. Three types of slots as standard to suit all hook types. Wide passage to allow the use of all types of fast rope terminations. Push button release system fitted with safety pin. It can also be used with metal terminations. Aluminum construction, 1.6 kg.



## Fast Rope Rack Positioner

The positioning device will maintain the descender in place enabling personnel to attach themselves to one leg of the lanyard as well as having the time to attach any equipment, a canine or second person.



## Fast Rope Rack Lanyards

Available with or without quick out link mechanism -  
The quick out link option gives a quicker and faster release.



# FAST ROPES

## SPECIFICATIONS

### FAST ROPES

	DIAMETER	LENGTH( M)	DLT PART NUMBER	DLT NSN	SE PART NUMBER	MFT PART NUMBER	MFT NSN
STANDARD 40MM	40	12.2	TAS079	4020-99-895-4343	TAS010	TAS054	4020-99-277-6212
	40	15.2	TAS086	4020-99-242-9307	TAS025	TAS055	4020-99-338-4843
	40	18.3	TAS074	4020-99-743-0451	TAS011	TAS056	4020-99-297-6895
	40	27.4	TAS071	4020-99-896-09900	TAS012	TAS057	4020-99-159-1677
	40	36.6	TAS085	4020-99-134-8518	TAS013	TAS068	-
FIRM 40MM	40	36.6	TAS 180	4020-99-157-8057	-	-	-
FAST ROPES 32MM	32	12.2	TAS102	-	-	-	-
	32	15.2	TAS153	-	TAS133	-	-
	32	18.3	TAS120	-	TAS126	-	-
	32	27.4	TAS119	-	TAS116	-	-
	32	36.6	TAS115	-	AS141	-	--
FAST ROPES 40MM (HEAVYWEIGHT)	40	12.2	-	-	-	-	-
	40	15.2	-	-	-	-	-
	40	18.3	TAS129	4020-99-816-7775	-	-	-
	40	27.4	TAS139	4020-99-702-5793	-	-	-
	40	36.6	TAS238	4020-99-702-9027	-	-	-

### FAST ROPE ACCESSORIES

	PART NUMBER	NSN	DESCRIPTIONS
FRR (FAST ROPE RACK)	FAA125	4020-99-474-8804	40mm Rope Rack + Lanyard + Quick-Out
	FAA126	4020-99-995-0858	40mm Rope Rack + 2 Leg Lanyard
	FAA146		32mm Rope Rack + Lanyard + Quick-Out
	FAA147		32mm Rope Rack + 2 Leg Lanyard
	FAA160		40mm Rope Rack + 2 leg Lanyard + Quick-Out + Positioner
	FAA161		40mm Rope Rack + 2 Leg Lanyard + Positioner
FAST ROPE QRM	GTM010	4020-99-892-4771	Round Head
	GTM011	-	Small Head
	GTM012	4020-99-594-2842	Open Gate
FAST ROPE RACK POSITIONER	FAA159	-	The positioning device secures the descender
FAST ROPE RACK LANYARDS	FAA123	-	



# INSERTION & EXTRACTION

---

Marlow Ropes designed and developed the original multi-use product for rapid deployment and retrieval, reducing the risk to helicopters and personnel.

# INSERTION & EXTRACTION

SCAN HERE FOR  
DETAILS



See specifications on page 10

## **F.R.I.E.S** (Fast Rope Insertion & Extraction System)

Marlow Ropes designed and developed the original multi use product for rapid deployment and retrieval. Reducing the risk to helicopters and personnel with it's loop and lanyard system and can also be used as a regular Fast Rope. F.R.I.E.S are available with the same termination options as the standard Fast rope. Now with redesigned loops.



## **S.P.I.E** (Special Patrol Insertion & Extraction)

Marlow's extraction system has been designed for the transportation of a larger number of personnel with increased safety. Higher strength to accommodate greater number of personnel (10 to 12 as standard). Two loop integrated colour coded safety system for all personnel. Spliced eye termination.





# INSERTION & EXTRACTION

See specifications on page 10

## S.P.I.E WPX

Marlow's floating extraction system allows easier retrieval from waterborne operations. This hard wearing rope is designed to carry 10 to 12 personnel. Two loop integrated colour coded safety system for all personnel. The main rope has been designed for low shock loads. Spliced eye termination.



## S.P.I.E Lanyard

This product has been designed for use with the Marlow FRIES or SPIE ropes for personnel to hook up to a dorsal D ring (1 person load).

Made from polyester webbing and supplied with a Captive eye 3 way aluminium Karabiner.

Certified to EN 354 2010, EN566 2017, EN795 2012B and PD CEN/TS 16415:2013 (2 person load)



# INSERTION & EXTRACTION

## SPECIFICATIONS

	DIAMETER	LENGTH( M)	DLT PART NUMBER	SE PART NUMBER	MFT PART NUMBER	NSN
F.R.I.E.S	40	12.2		TAS311		-
	40	18.3	TAS300	TAS303	TAS306	-
	40	27.4	TAS301	TAS304	TAS307	-
	40	36.6	TAS302	TAS305	TAS308	-
S.P.I.E	40	36.6	TAS 180	-	-	-
	28	27.4	-	TAU011	-	4020-99-477-6957
S.P.I.E WPX	30	18.3	-	TAU016	-	-
	30	27.4	-	TAU015	-	-
	30	40	-	TAU013	-	4020-99-969-5258

	LENGTH (CM)	STRENGTH (KN)	KARABINER SIDE LOAD STRENGTH (KN)	PART NUMBER
S.P.I.E LANDYARD	56	22	16	FAA162

A full-page background image showing two soldiers in military gear rappelling down a dark, craggy rock face. They are suspended by ropes against a clear blue sky with light clouds. The text is overlaid on the right side of the image.

# RAPPELLING & CLIMBING ROPES

---

The iconic "Black Marlow" abseil rope, used and recognised by regular and special forces around the world is part of a comprehensive range of dynamic and semi-static ropes designed for climbing and rappelling.




# RAPELLING & CLIMBING ROPES



See specifications on page 15-16

## Protec 500

The Protec 500 is a CE EN1891 certified rope with a 100% Technora® cover. Essential for all rope access professionals who require a work positioning rope with outstanding heat and abrasion resistant properties. Available in 9mm and 11mm.



## Black Marlow


Black Marlow is our dedicated tried and tested, high quality rappelling rope used by regular and special forces around the world.

Specifically designed for rapid descents from helicopters, rock faces and in urban warfare situations, the combination of the tough and durable polyester cover and low stretch polyester cores ensures high performance and reliability. The high tenacity plaited cover also ensures comfortable handling but with excellent abrasion resistance and longevity. The 11mm Black Marlow is CE certified and NATO codified.



## Static Ropes

Our Static Ropes are CE EN1891 certified, low stretch kernmantle ropes designed for access and abseiling. They are compatible with most rope management devices and made with a nylon (polyamide) core and cover. Available in 9mm, 10.5mm, 11mm, 12mm.



## Working Positioning

Marlow's Work Positioning Lanyards are CE certified to EN 354 compatible with all certified mechanical climbing devices and made in colour-coded lengths from 11mm Static LSK rope.



# RAPELLING & CLIMBING ROPES

See specifications on page 15-16

## Diablo Static Ropes


Diablo is a high quality, CE certified Type A 11mm rope with a special heat resistant cover. This rope has been designed for abseiling as rapid descents can in some cases melt the fibres of regular ropes. Diablo remains supple in use and is available in 3 colour options



## Marlow Vertex (Access LSK)

Vertex is available in Vertex 11mm and Vertex Pro 12.5mm. The Polyester cover construction of these ropes will offer improved abrasion resistance over conventional access ropes. The Nylon core will offer increased strength and comfortable climb.

The 11mm Vertex is CE EN 1891 TYPE A certified as well as NFPA T rated, whereas the 12.5 mm version is NFPA G rated but not commercially available in Europe.




## Prosafe

ProSafe CE and NFPA certified semi static rope 11mm, essential for rope access professionals who require a tough and durable work positioning and abseiling rope. Constructed with multiple twisted Nylon (polyamide) cores and a rugged 32 plait polyester cover. The polyester cover of the ProSafe offers improved abrasion and friction resistance over conventional Nylon (PA) ropes.



## Dynamic Climbing Rope

A combination of good handling, abrasion resistance and outstanding dynamic and energy absorption performance make Marlow Dynamic Ropes ideal for climbing as well as safety and back up lines when abseiling or work positioning. Available in 10.5mm and 11mm, the Marlow Dynamic Rope conforms to EN 892.



# RAPELLING & CLIMBING ROPES

See specifications on pages 15-16

## ACCESSORY CORDS

Marlow's range of accessory cords includes:

### Nylon Accessory Cord

Strong Nylon accessory cord provides ideal performance for a variety of applications requiring higher elongation.

Available in 4 diameters: 4mm, 5mm, 6mm and 8mm.



### 5mm Dyneema® Accessory Cord Dyneema®

This CE certified, high strength Dyneema® accessory cord is ideal for rigging, where exceptional strength and light weight is essential. Very low elongation ensures accurate positioning to maintain efficient rigging.



### Technora Accessory Cord

6mm diameter designed to be compatible with modern light weight tactical descender devices. Heat resistant cover ensures consistent performance even with high temperature contact points.



### 9mm Accessory Cord

Marlow's low-stretch polyester rigging rope is ideal for any application where Nylon's elongation is undesirable.





# RAPELLING & CLIMBING ROPES

## SPECIFICATIONS

### MARLOW CE STATIC – LOW STRETCH KERNMANTLE AND ABSEIL ROPE

	9mm LSK	10.5mm LSK	11mm LSK	12mm LSK	11mm ProSafe	11mm Vertex	11mm Black Marlow
ROPE CLASSIFICATION TYPE (A OR B)	B	A	A	A	A	A	N/A
DIAMETER (MM)	9.1	10.4	11.0	12.0	11.0	11.0	11.0
SHEATH SLIPPAGE (%)	0.0	0.0	0.4	0.2	0.5	1.2	0.9
50 - 150 KG ELONGATION (%)	3.3	2.0	2.4	1.9	2.6	3.0	0.8
SHRINKAGE (%) *	4.5	4.6	4.0	4.3	3.5	3.5	0.0
MASS CORE (G/M)	28.5	34.7	40.6	56.8	52.2	40.2	45.1
MASS COVER (G/M)	24.5	32.5	33.1	33.6	31.1	40.6	50.2
MASS ROPE (G/M)	53.0	67.2	73.8	90.3	83.3	82.6	95.4
MINIMUM STATIC STRENGTH EX. TERMINATIONS (KN)	18	22	22	22	22	22	22
AVERAGE STATIC STRENGTH EX. TERMINATIONS (KN)	25.4	33.4	35.3	42.8	41.9	36.2	30.8
MINIMUM STATIC STRENGTH WITH TERMINATIONS (KN)	12	15	15	15	15	15	15
AVERAGE STATIC STRENGTH WITH SEWN EYE (KN)	18.5	25.1	30.9	36.2	34.0	31.5	27.0
MATERIAL CORE	Polyamide	Polyamide	Polyamide	Polyamide	Polyamide	Polyamide	Polyester
MATERIAL COVER	Polyamide	Polyamide	Polyamide	Polyamide	Polyester	Polyester	Polyester
TEST STANDARDS	EN 1891	EN 1891	EN 1891	EN 1891	EN 1891	EN 1891	MR 10-81

### MARLOW STATIC – LOW STRETCH KERNMANTLE WITH ARAMID COVER

	9mm Protec 500	11mm Diablo	11mm Protec 500
ROPE CLASSIFICATION TYPE (A or B)	B	A	A
DIAMETER (mm)	9.0	11.0	11.0
SHEATH SLIPPAGE (%)	0.0	0.0	1.1
50 - 150 kg ELONGATION (%)	4.1	3.4	3.0
SHRINKAGE (%) *	4.0	3.5	3.5
MASS CORE (g/m)	32.5	38.4	50.9
MASS COVER (g/m)	23.2	44.1	32.2
MASS ROPE (g/m)	55.8	82.5	83.0
MINIMUM STATIC STRENGTH EX. TERMINATIONS (kN)	18	22	22
AVERAGE STATIC STRENGTH EX. TERMINATIONS (kN)	31.0	35.5	49.1
MINIMUM STATIC STRENGTH WITH TERMINATIONS (kN)	12	15	15
AVERAGE STATIC STRENGTH WITH SEWN EYE (kN)	22.6	29.2	31.3
AVERAGE STATIC STRENGTH WITH FIG. 8 LOOP (kN)	15.9	15	15
MATERIAL CORE	Polyamide	Polyamide	Polyamide
MATERIAL COVER	Aramid	Aramid / polyamide	Aramid
TEST STANDARDS	EN 1891	EN 1891	EN 1891

# RAPELLING & CLIMBING ROPES

## SPECIFICATIONS

### NFPA STATIC

	ProSafe	Vertex	VertexPro
DIAMETER (mm)	11	11	12.5
MINIMUM BREAKING STRENGTH (MBS) (kN)	37.5	33.0	42.9
MBS (lbf)	8439	7414	9647
TYPE OF FIBRE(S)	Polyester/ Polyamide	Polyester/ Polyamide	Polyester/ Polyamide
% ELONGATION AT 1.35KN (300lbf)	3.4	4.3	3.0
% ELONGATION AT 2.7KN (600lbf)	6.8	6.7	5.3
% ELONGATION AT 4.4KN (1000lbf)	9.7	9.5	8.2
COUNTRY OF MANUFACTURE	UK	UK	UK
ROPE MASS (g/m)	81.8	82.2	109.6
ROPE MASS (lb/100ft)	5.48	5.51	7.34
TEST STANDARDS	NFPA 2500: 2022 Edition	NFPA 2500: 2022 Edition	NFPA 2500: 2022 Edition

### MARLOW CE DYNAMIC

	10.5mm	11mm
DIAMETER	10.5mm	11mm
WEIGHT (G/M)	70	78.0
CONSTRUCTION	Multiple twisted cores	Multiple twisted cores
COVER CONSTRUCTION	20 Plait	20 Plait
CORE MATERIAL	Nylon	Nylon
COVER MATERIAL	Nylon	Nylon
TEST STANDARD	CE EN 892	CE EN 892

### MARLOW CE ACCESSORY CORD

	4mm	5mm	6mm	8mm
AVERAGE BREAK LOAD	3.65 kN	8.38 kN	11.17 kN	16.09 kN
MINIMUM BREAK LOAD (EN 564)	3.2 kN	5.0 kN	7.2 kN	12.8 kN
MASS	9.9 g/m	16.6 g/m	22.5 g/m	37.6 g/m
APPLICABLE STANDARDS	BS EN 564:2014	BS EN 564:2014	BS EN 564:2014	BS EN 564:2014
	5mm Dyneema®	6mm Technora Covered	9mm Polyester	
AVERAGE BREAK LOAD	17.91 kN	17.6 kN	25.51 kN	
MINIMUM BREAK LOAD (EN 564)	5.0 kN**	7.2 kN	16.2 kN*	
MASS	18.2 g/m	28.7 g/m	61.9 g/m	
APPLICABLE STANDARDS	BS EN 564:2014	BS EN 564:2014	N/A	



# VEHICLE WINCHING & RECOVERY

---

Wire rope replacement is becoming increasingly important in many vehicle recovery applications due to the significant benefits gained from modern synthetic ropes; offering greater strength, handling and safety improvements over traditional wire products. Marlow's experience in this field has been gained over 20 years of working across industry sectors in the field of wire replacement technology.






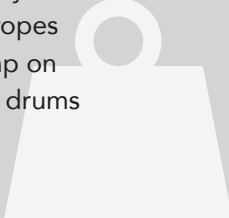






Marlow's Recovery and Winch lines cover a wide range of wire rope replacement needs, from military vehicle recovery to high-load commercial and recreational off-road 4x4 applications.



# VEHICLE WINCHING & RECOVERY

## Why choose synthetic fibre (HMPE) over wire rope?

Historically wire ropes have been used for many applications requiring strength members. However, there are many drawbacks to using wire rope, some of which are highlighted below. Replacing ropes made from steel wire with those made from high performance fibres holds many advantages and none more so than in safety and performance.

Synthetic fibre ropes are <b>8 x LIGHTER</b> than steel wire for a given diameter 	Synthetic fibre ropes are <b>15 x STRONGER</b> than wire weight for weight 	<b>NO</b> hazardous wire splinters with synthetic fibre ropes 	<b>NO</b> yield point 
<b>NO</b> water absorption or corrosion 	<b>NO</b> strength loss when synthetic fibre ropes overlap on winch drums 	<b>NO</b> kinking 	<b>NO</b> recoil 
Torque <b>BALANCED</b> 	Abrasion <b>RESISTANT</b> 	UV <b>RESISTANT</b> 	Synthetic fibre ropes retain <b>100% STRENGTH</b> after chemical exposure 

At approximately 60% of its breaking load, steel wire reaches its yield point, beyond this point steel wire becomes permanently and irrevocably deformed. Not only does any stretch not recover, but the wire becomes stiffer and brittle and must be retired immediately.

The above figures are based on using SK78 Dyneema®

## VEHICLE WINCHING & RECOVERY WINCH ROPES

SCAN HERE FOR  
DETAILS




See specifications on page 22-24

### Recoverline Dyneema®

Marlow Recoverline has a unique outer braid that provides protection from abrasion, UV and other sources of external damage. This cover is designed to provide excellent abrasion resistance and to protect the core. However, if it becomes damaged then the contrasting colour core becomes visible resulting in a clear retirement point before there is any significant strength loss.

**Construction:** 12 strand Dyneema® braided core, 16 plait braided UHMPE cover, Marlow ArmourCoat PU impregnation



### Marlow Winchline

Our Winchline has a low stretch, high strength 12-strand construction which improves abrasion resistance and protects from the ingress of dirt, grit and oil.


**Construction:** 12 Strand HMPE, Pre-stretched, Marlow ArmourCoat.



### Dynaline Max Dyneema®

Dynaline Max takes the wire rope replacement concept of Marlow Winch Line a stage further by adding Marlow's 'Max' super pre-stretching process. Dynaline Max offers much higher strength than a standard Marlow Winch Line rope. The higher break load for a given diameter offers a higher factor of safety or the possibility to downsize the rope, thereby allowing a longer length to be fitted on the winch.

**Construction:** 12 Strand Dyneema®, 'Max' Super pre-stretched, Marlow ArmourCoat.



## VEHICLE WINCHING & RECOVERY

# WINCH ROPES

See specifications on page 22-24

### **Defender** Dyneema®

Specifically designed for use in the harshest working environments of the commercial and military recovery sectors. The Defender is manufactured from a 100% Dyneema® SK78 or SK99 core and a thin Dyneema® cover which acts as dual purpose; protecting from abrasion caused by sand and grit whilst ensuring the rope maintains a firm, round profile which minimises the risk of rope 'dive'.



### **Rebel K.E.R.R**

Marlow's REBEL Kinetic Energy Recovery Rope (K.E.R.R) is made from 100% UV stabilised Nylon / Polyamide which offers unrivalled elongation characteristics. Designed for vehicle recovery by the transfer of kinetic energy. This energy is transferred into the rope, and subsequently transfers to the vehicle, thereby increasing the energy used in the pull and freeing the stranded vehicle more easily. It is also often referred to as 'snatch' recovery.



### **K.E.R.R/ Snatch Rope**

The K.E.R.R is a Nylon / Polyamide rope designed and developed by Marlow and the British Forces to provide fast and effective recovery of armoured vehicles. It allows quick and easy deployment for rapid recovery without the need for special vehicles.





## VEHICLE WINCHING & RECOVERY

# TOW ROPES

See specifications on page 22-24

### Rhino Sling Dyneema®

Manufactured using our high strength pre-stretched D12\* with our ChafeGuard cover. The construction of this HMPE sling results in very high strength and low weight, providing easy handling and allowing safe and quick installation and change overs.

The design of the Rhino Sling allows for much shorter lengths and improved D:d ratios in the spliced eyes when compared to traditional constructions.

Super low stretch thanks to the pre-stretched D12\* strength member, the multi-use Rhino Sling is suitable for all lifting and recovery operations.

\* For slings up to 120mt D12+ used on larger slings



### HMPE Tow Rope

Light weight and strong, HMPE Tow Ropes have been designed specifically for medium weight, front line armoured vehicles. Safer and lighter than wire, these 24 Plait cover/ 12 strand HMPE construction tow ropes can be quickly and easily deployed in critical situations by a single person.



### Polyester Tow Rope

Strong, light weight and flexible with excellent UV resistance, Marlow's 8 Strand Polyester Tow Ropes are ideally suited for small to medium sized armoured vehicles.



# VEHICLE WINCHING & RECOVERY WINCH ROPES

## SPECIFICATIONS

	MATERIAL	DIAMETER		MASS		AVERAGE STRENGTH			MINIMUM STRENGTH		
		mm	inch	g/m	lb/100ft	kg	lb	kN	kg	lb	kN
RECOVERLINE	SK78	10	13/32	57.5	3.86	7510	16600	73.7	6980	15400	68.5
	SK78	12	15/32	90	6.04	10800	23800	106	10000	22100	98.5
	SK78	14	9/16	124	8.28	15100	33300	148	14100	31000	138
	SK99	10	13/32	57.5	3.86	8940	19700	87.7	8220	18100	80.7
	SK99	12	15/32	90	6.04	12500	27500	123	11500	25300	113.0
	SK99	14	9/16	124	8.28	17500	38600	172	16100	35500	158
MARLOW WINCHLINE	HMPE	6	7/32	19.6	1.32	3130	6900	30.7	2880	6350	28.3
	HMPE	8	5/16	34.3	2.30	6340	14000	62.2	5830	12900	57.2
	HMPE	9	23/64	41.7	2.80	7640	16800	75.0	7030	15500	69.0
	HMPE	10	13/32	51.5	3.46	9530	21000	93.5	8770	19300	86.0
	HMPE	11	7/16	61.3	4.11	11700	25800	114.9	10800	23800	105.7
	HMPE	12	15/32	71.1	4.77	13400	29500	131.4	12300	27200	120.9
DYNALINE MAX	SK78	7	1/4	35.6	2.39	7510	16600	73.7	6980	15400	68.5
	SK78	9	3/8	54.0	3.62	10800	23800	106	10000	22100	98.1
	SK78	11	7/16	75.5	5.06	15100	33300	148	14100	31000	138
	SK78	12	15/32	90.0	6.04	18000	39700	177	16700	36900	164
	SK78	13	1/2	107.0	7.18	21100	46600	207	19700	43400	193
	SK99	7	1/4	35.6	2.39	8940	19700	87.7	8220	18100	80.7
	SK99	9	3/8	54.0	3.62	12500	27500	123	11500	25300	113
	SK99	11	7/16	75.5	5.06	17500	38600	172	16100	35500	158
	SK99	12	15/32	90.0	6.04	20900	45900	205	19200	42200	188
	SK99	13	1/2	107.0	7.18	24500	54000	241	22600	49600	221
DEFENDER	SK78	7	1/4	30.8	2.07	4570	10100	44.8	4250	9380	41.7
	SK78	8	5/16	48.4	3.25	7510	16600	73.7	6980	15400	68.5
	SK78	9	3/8	57.3	3.84	9390	20700	92.1	8730	19200	85.6
	SK78	10	13/32	71.1	4.77	10800	23800	106	10000	22100	98.1
	SK78	12	15/32	88.6	5.94	12600	27800	124	11700	25800	115
	SK78	14	18/32	109.6	7.35	15100	33300	148	14100	31000	138
	SK78	15	9/16	124.1	8.32	18000	39700	177	16700	36900	164
	SK78	16	20/32	141.1	9.46	21100	46600	207	19700	43400	193
	SK78	18	23/32	185.2	12.42	26400	58300	259	24600	54200	241
	SK78	20	25/32	235.2	15.77	32900	72400	323	30600	67400	300
	SK99	7	1/4	30.8	2.07	5440	12000	53.4	5010	11000	49.1
	SK99	8	5/16	48.4	3.25	8940	19700	87.7	8220	18100	80.7
	SK99	9	3/8	57.3	3.84	11200	24600	110	10300	22600	101
	SK99	10	13/32	71.1	4.77	12500	27500	123	11500	25300	113
	SK99	12	15/32	88.6	5.94	14600	32100	143	13400	29600	132
	SK99	14	18/32	109.6	7.35	17500	38600	172	16100	35500	158
	SK99	15	9/16	124.1	8.32	20900	45900	205	19200	42200	188
	SK99	16	20/32	141.1	9.46	24500	54000	241	22600	49600	221
	SK99	18	23/32	185.2	12.42	30700	67500	301	28200	64100	277
	SK99	20	25/32	235.2	15.77	38100	83800	374	35100	77100	344

# VEHICLE WINCHING & RECOVERY TOW ROPES

## SPECIFICATIONS

	DIAMETER		MINIMUM LENGTH		SUGGESTED LENGTH		WEIGHT		EYE SIZE		STRENGTH RATING (mt) (MBL)		WLL (mt): TOWING (2:1)	
	mm	inch	mm	inch	mm	ft	kg	lbs	mm	inch	tonnes	lbs	tonnes	lbs
RHINOSLING	16	5/8	0.30	12	1.5	5	0.20	0.44	250	10	10	22000	5.00	11000
	16	5/8	0.30	12	3	10	0.40	0.89	250	10	10	22000	5.00	11000
	16	5/8	0.30	12	6	20	0.81	1.8	250	10	10	22000	5.00	11000
	18	6/8	0.35	14	1.5	5	0.32	0.7	250	10	15	33000	7.50	16500
	18	6/8	0.35	14	3	10	0.64	1.4	250	10	15	33000	7.50	16500
	18	6/8	0.35	14	6	20	1.28	2.8	250	10	15	33000	7.50	16500
	26	1	0.50	20	3	10	1.10	2.4	250	10	25	55000	12.5	27500
	26	1	0.50	20	6	20	2.20	4.9	250	10	25	55000	12.5	27500
	26	1	0.50	20	10	33	3.76	8.1	250	10	25	55000	12.5	27500
	34	1 3/8	0.65	26	3	10	1.82	4.0	250	10	45	99000	22.5	49500
	34	1 3/8	0.65	26	6	20	3.65	8.0	250	10	45	99000	22.5	49500
	34	1 3/8	0.65	26	10	33	6.08	13.4	250	10	45	99000	22.5	49500
	42	1 5/8	0.80	31	3	10	2.69	5.9	250	10	60	132000	30.0	66000
	42	1 5/8	0.80	31	6	20	5.38	11.9	250	10	60	132000	30.0	66000
	42	1 5/8	0.80	31	10	33	8.97	19.8	250	10	60	132000	30.0	66000
	50	2	0.95	37	6	20	3.58	15.8	250	10	75	165000	37.5	82500
	50	2	0.95	37	10	33	7.16	26.3	250	10	75	165000	37.5	82500
	50	2	0.95	37	15	49	11.9	39.5	250	10	75	165000	37.5	82500
	58	2 2/8	1.10	43	6	20	9.85	21.7	400	16	100	220000	50.0	110000
	58	2 2/8	1.10	43	10	33	16.4	36.2	400	16	100	220000	50.0	110000
	58	2 2/8	1.10	43	15	49	24.6	54.3	400	16	100	220000	50.0	110000
	60	2	1.15	39	6	20	10.9	24.0	400	16	120	265000	60.0	132500
	60	2	1.15	39	10	33	18.1	40.0	400	16	120	265000	60.0	132500
	60	2	1.15	39	15	49	27.2	60.0	400	16	120	265000	60.0	132500
	62	2 4/8	1.20	47	6	20	14.5	32.0	400	16	150	330000	75.0	165000
	62	2 4/8	1.20	47	10	33	24.2	53.3	400	16	150	330000	75.0	165000
	62	2 4/8	1.20	47	15	49	36.3	80.0	400	16	150	330000	75.0	165000
	74	2 7/8	1.40	55	6	20	19.8	43.6	400	16	200	441000	100	220500
	74	2 7/8	1.40	55	10	33	33.0	72.7	400	16	200	441000	100	220500
	74	2 7/8	1.40	55	15	49	49.5	109	400	16	200	441000	100	220500
	84	3 2/8	1.60	63	6	20	26.4	58.2	400	16	250	551000	125	275500
	84	3 2/8	1.60	63	10	33	44.0	96.9	400	16	250	551000	125	275500
	84	3 2/8	1.60	63	15	49	66.0	145	400	16	250	551000	125	275500
	94	3 5/8	1.80	71	6	20	31.7	69.8	400	16	300	661000	150	330500
	94	3 5/8	1.80	71	10	33	52.8	116	400	16	300	661000	150	330500
	94	3 5/8	1.80	71	15	49	79.2	174	400	16	300	661000	150	330500



# VEHICLE WINCHING & RECOVERY TOW ROPES

## SPECIFICATIONS

	DIAMETER		WEIGHT		MIN BREAK LOAD		
	mm	inch	g/m	lbs/100ft	kg	lbs	kN
REBEL KERR	22	7/8	306.7	20.52	12600	27800	124
	28	1 1/8	489.0	32.79	20200	44 500	198

	DIAMETER		LENGTH		WEIGHT		MIN BREAK LOAD		GROSS WEIGHT VEHICLE tonnes
	mm	inch	m	ft	kg	lbs	kg	lbs	
HMPE TOW ROPE	50	2.0	4.8	15.7	7.8	17.2	40000	88000	
POLYESTER TOW ROPE	28	1 3/32	4	13	4.46	9.8	16000	35000	
	32	1 1/4	2.5	8	3.89	8.6	20900	46000	
	32	1 1/4	4	13	6.22	13.7	20900	46000	
	40	1 9/16	8	26	10	22	34500	76000	
KERR SNATCH ROPE	24	1 5/16	4.5	15	2.84	6.3	12030	6.3	
	24	1 5/16	8	26	4.26	9.4	12030	9.4	
	28	1 3/32	10	33	7.28	16	15800	16	3.00 -5.50
	32	1 1/4	12.2	40	11.31	25	20000	25	5.51 -7.00
	36	1 13/32	12.2	40	14.4	32	24800	32	7.00 -7.99
	40	1 9/16	13.7	45	19.8	42	30000	42	8.00 -11.99
	48	1 7/8	13.7	45	28.4	63	42000	63	12.00 - 15.41
	52	2 1/16	13.7	45	3.2	73	48800	73	15.50 -18.49
	56	2 7/32	13.7	45	36	78	56000	78	18.50 - 21.99
	60	2 9/25	13.7	45	46.5	103	63800	103	22.00 - 23.99
	64	2 17/32	15	49	50.4	111	72000	111	24.00 -30.99
	68	2 11/16	15	49	65	143	79500	143	31.00 - 43.99
72	2 27/32	15	49	89	197	90000	197	44.00 - 54.99	
80	3 5/32	15	49	110	243	110000	243	55.00 -65.00	

# VEHICLE WINCHING & RECOVERY OPTIONS & ASSEMBLIES

## Spliced Winch Line Assemblies

Our Winch Lines and Dynaline Max are also available in pre-spliced made to order assemblies. Factory spliced with a tubular steel thimble and a choice of standard or competition hooks. Pre-spliced winch lines are available in a range of lengths (or tailor made) with either a terminal or tapered end for connection to the winch or as an extension. Technora tails for specific high friction/high heat applications can also be added to spliced assemblies. Standard spliced lengths of 25m, 30m and 38m in all diameters.



## Soft Shackles

Factory spliced Soft Shackles offer outstanding strength at a fraction of the weight of conventional steel shackles. Bespoke larger diameters are available.

ROPE DIAMETER		MASS		AV.SPliced STRENGTH			MIN. SPliced STRENGTH		
mm	inch	g/m	ib/100ft	kg	lb	kN	kg	lb	kn
6	7/32	15	0.06	3600	7920	35.3	2800	6336	28.3
8	5/16	40	0.11	7290	16038	71.5	5832	12830	57.2
9	3/8	55	0.13	8786	19330	86.2	7029	15464	69.0
10	13/32	78	0.17	10958	24107	107.5	8766	19285	86.0
11	7/16	100	0.20	13466	29626	132.1	10773	23701	105.7



## Light Weight Recovery Kit

Gross Vehicle Weight:

5,455kg – 7,955kg, 12,000lbs – 17,500lbs

The Marlow Light Weight Recovery kit contains all the necessary equipment needed to carry out a quick and efficient recovery of a stranded or disabled light tactical vehicle.



LIGHTWEIGHT SNATCH BLOCKS



HEAVY DUTY SOFT SHACKLES



STORAGE BAG



BRAIDLINE K.E.R.R.  
(KINETIC ENERGY RECOVERY ROPE)



SYNTHETIC WINCH LINE EXTENSION ROPE









# NAVAL

---

Marlow's Naval ropes have earned an outstanding reputation for quality and technical innovation within defence and special forces units around the world.

We have supplied standard and bespoke products to the UK Royal Navy since the 1960s.

Our range of NATO codified products has been designed and developed in conjunction with regular and special units and today we supply naval forces with ship mooring, towing, and sailing ropes as well as intervention ropes to the four corners of the globe.





See specifications on page 32-34

## D12 + 75 and 78 Dyneema®

Dyneema® SK75 or SK78. Dyneema SK78 offers improved creep performance.

Dyneema® offers class leading quality and consistency and comes with decades of proven project success and lifetime reliability.

D12+ 75 or 78 has been designed to offer significantly improved strength, handling and service life and subsequently can provide a more cost effective, trusted and sustainable solution compared to alternative products.



## D12+99 Dyneema®

Marlow's D12+ is a premium and versatile 'all round' rope offering a light weight, high strength and flexible alternative to steel and even polyester rope.

D12+99 has been designed to offer significantly improved strength, handling and service life and subsequently can provide a more cost effective, trusted and sustainable solution compared to alternative products.



## Rhino Sling Dyneema®

Manufactured using our high strength pre-stretched D12\* with our ChafeGuard cover. The construction of this HMPE sling results in very high strength and low weight, providing easy handling and allowing safe and quick installation and change overs.

The design of the Rhino Sling allows for much shorter lengths and improved D:d ratios in the spliced eyes when compared to traditional constructions.

Super low stretch thanks to the pre-stretched D12\* strength member, the multi-use Rhino Sling is suitable for all lifting and recovery operations.



\* For slings up to 120mt D12+ used on larger slings

# NAVAL

See specifications on page 32-34

## D12+DM20 Dyneema®

Manufactured using Dyneema® DM20 fibre, D12+DM20 (MaxTech) exhibits ultra-low creep for deep water and permanent mooring applications where constant high load causes issues for traditional HMPE fibres.

D12+DM20 (MaxTech) has been designed to offer significantly improved strength, handling and service life and subsequently can provide a more cost-effective solution compared to more traditional products.



## Oceanus Dyneema®

Marlow Oceanus is a high strength, low elongation “jacketed” rope using a specially designed high Dyneema® SK99 or SK78 core. Firm and round in profile, Oceanus has been specifically designed for use on captive or traction winches and offers excellent drum spooling properties. The Dyneema® / Technora® cover significantly improves abrasion and cut resistance, whilst offering excellent grip and protection of the load bearing core. Core and cover are bonded along the length of the rope offering superior core / cover adhesion, virtually eliminating cover slip.

A 32-plait version made with Dyneema® allow the use of a thinner cover which in turn allows a larger core to be used. Benefits include increased strength and improved factors of safety in applications where size is constrained.

The core design has also been engineered to improve splicing and resistance to bending and compression fatigue.



## HM12

Light weight and high strength, single braid HMPE, with tough ArmourCoat finish. Best option for wire replacement on multiple applications. Diameters can be reduced when compared to polyester ropes thanks to its high break loads.





# NAVAL

---

See specifications on page 32-34

## 12 Strand Nylon

12-strand Nylon ropes excel in applications demanding shock absorption. Offering high elongation and slightly greater tenacity than Polyester, but can be compromised by UV and water degradation. Torque-balanced construction ensures a firm, round profile, facilitating splicing. Ideal for general working lines, secondary moorings, pendants, and slings where high impact loads are expected.



## 12 Strand Polyester

Traditional 12 Strand Polyester ropes can be used in numerous applications. Polyester has relatively low elongation and high tenacity with excellent flex fatigue. Torque balanced construction with firm round profile, 12-strand Polyester is easily spliced, and used for general working lines, secondary mooring lines, mooring pendants, and slings and strops.



## 12 Strand Polysteel

12-Strand Polysteel ropes offer similar tenacity to Polyester but offer a significant weight reduction and a lower relative density (they float and don't absorb water). Torque balanced construction with firm round profile, 12-Strand Polysteel is easily spliced, and used for general working lines, secondary mooring lines, mooring pendants, and slings and strops.



# NAVAL

See specifications on page 32-34

## Braidline Nylon

Nylon Braidline's 12 strand core and 24 plait cover work together in unison to improve strength and offer extended fatigue life.

This braid-on-braid construction has excellent resistance to damage over traditional single braid constructions but still offers very high elongation. Ideal for applications where high shock loads are present.



## Superline Polyester

Superline PES is a 100% Polyester high strength, low elongation "jacketed" rope that is a light weight alternative to steel wire.

Firm and round in profile, Superline PES has a number of options for the protective jacket which improve abrasion and cut resistance, protect the load bearing core and improves the ropes' coefficient of friction. Superline PES has excellent drum spooling properties.



## Superline HS Dyneema®


Superline HS is manufactured with Dyneema® SK78 or SK99, it is "core dependant" polyester jacketed rope that is a very light weight alternative to steel wire.

Firm and round in profile, Superline HS has several options for the protective jacket which improve abrasion and cut resistance, protect the load bearing core and improves the ropes' coefficient of friction and has excellent drum spooling properties.



## Braidline Polyester

Our industry leading heat-set Doublebraid offers industry leading strength and stretch performance for a polyester braid-on-braid. Flexibility and soft feel ensures easy handling. Easy splicing removes the need for bulky knots which also reduces ropes strength. Good for high load applications thanks to the heat setting process which helps to reduce stretch and increase strength. A great all-round rope.



# NAVAL

## SPECIFICATIONS

### D12+

DIAMETER mm	CERC Inch	MASS kg/100m	SK75/78		SK99		DM20	
			MBL SPLICED	MBL LINEAR	MBL SPLICED	MBL LINEAR	MBL SPLICED	MBL LINEAR
			Tonnes	Tonnes	Tonnes	Tonnes	Tonnes	Tonnes
18	2 1/4	19.5	31.4	34.9	37.3	41.5	27.3	30.3
20	2 1/2	23.9	37.7	41.9	44.9	49.9	32.8	36.4
22	2 3/4	28.9	44.4	49.3	52.8	58.7	38.6	42.9
24	3	31.8	48.7	54.1	58.0	64.4	42.4	47.1
26	3 1/4	39.1	59.2	65.8	70.5	78.3	51.5	57.2
28	3 1/2	43.4	64.1	71.3	76.3	84.8	55.8	62.0
30	3 3/4	52.1	76.6	85.1	91.1	101	66.6	74.0
32	4	57.9	84.6	94.0	101	112	73.6	81.8
34	4 1/4	63.6	91.1	101	108	120	79.2	88.0
36	4 1/2	69.4	97.8	109	116	129	85.0	94.4
38	4 3/4	78.1	110	122	131	145	95.5	106
40	5	86.8	120	133	143	159	104	116
42	5 1/4	95.5	127	141	152	168	111	123
44	5 1/2	104	139	154	165	184	121	134
46	5 3/4	113	149	166	178	198	130	144
48	6	121	160	178	191	212	139	155

### OCEANUS

DIAMETER mm	CERC Inch	MASS kg/100m	SK75/78		SK99	
			MBL SPLICED	MBL LINEAR	MBL SPLICED	MBL LINEAR
			Tonnes	Tonnes	Tonnes	Tonnes
22	2 3/4	27.2	31.5	35.0	37.5	41.7
24	3	33.2	36.2	40.2	43.1	47.9
26	3 1/4	41.9	45.0	50.0	53.6	59.5
28	3 1/2	49.0	53.7	59.7	63.9	71.0
30	3 3/4	53.0	60.1	66.8	71.5	79.5
32	4	58.7	66.4	73.8	79.0	87.8
34	4 1/4	64.4	72.7	80.7	86.5	96.1
36	4 1/2	74.2	85.4	94.9	102	113
38	4 3/4	81.6	91.5	102	109	121
40	5	88.9	97.4	108	116	129
42	5 1/4	96.3	103	115	123	137
44	5 1/2	106	116	128	138	153
46	5 3/4	117	128	142	152	169
48	6	129	141	156	167	186
50	6 1/4	142	152	169	181	202



## SPECIFICATIONS

### HM12

DIAMETER mm	CERC Inch	MASS kg/100m	MBL SPLICED Tonnes	MBL LINEAR Tonnes
18	2 1/4	19.5	29.8	33.1
20	2 1/2	23.9	35.8	39.8
22	2 3/4	28.9	42.2	46.9
24	3	31.8	46.3	51.4
26	3 1/4	39.1	56.3	62.5
28	3 1/2	43.4	60.9	67.7
30	3 3/4	52.1	72.7	80.8
32	4	57.9	80.4	89.3
34	4 1/4	63.6	86.5	96
36	4 1/2	69.4	92.9	103
38	4 3/4	78.1	104	116
40	5	86.8	114	127
42	5 1/4	95.5	121	134
44	5 1/2	104	132	147
46	5 3/4	113	142	158
48	6	121	152	169

### 12 STRAND NYLON

DIAMETER mm	CERC Inch	MASS kg/100m	MBL Tonnes
18	2 1/4	20.3	7.2
20	2 1/2	25.0	8.7
22	2 3/4	30.3	10.5
24	3	36.0	12.0
28	3 1/2	49.0	16.3
32	4	64.0	26.2
36	4 1/2	81.0	27.0
40	5	100	32.1
44	5 1/2	121	38.2
48	6	144	45.9
52	6 1/2	170	54.0
56	7	197	61.2
60	7 1/2	226	68.3
64	8	257	76.5
68	8 1/2	290	86.4
72	9	325	96.9
76	9 1/2	362	118

### 12 STRAND POLYESTER

DIAMETER mm	CERC Inch	MASS kg/100m	MBL Tonnes
18	2 1/4	24.2	5.5
20	2 1/2	30.7	6.8
24	3	42.0	9.7
28	3 1/2	60.3	12.7
32	4	77.0	16.3
36	4 1/2	98.0	20.4
40	5	119	25.5
44	5 1/2	140	30.6
48	6	168	36.2
52	6 1/2	196	43.3
56	7	231	48.4
60	7 1/2	266	54.0
64	8	301	61.2
68	8 1/2	336	69.1
72	9	385	76.5
76	9 1/2	420	85.3

### 12 STRAND POLYSTEEL

DIAMETER mm	CERC Inch	MASS kg/100m	MBL Tonnes
18	2 1/4	14.1	6.1
22	2 3/4	21.2	8.9
24	3	28.2	10.6
28	3 1/2	35.3	14.2
32	4	49.4	18.3
36	4 1/2	56.4	22.8
40	5	70.6	27.9
44	5 1/2	84.7	33.3
48	6	106	39.3
52	6 1/2	120	45.7
56	7	141	52.4
60	7 1/2	162	59.4
64	8	183	67.0
68	8 1/2	205	75.2
72	9	233	83.6
76	9 1/2	261	93.2

# NAVAL

## BRAIDLINE NYLON

DIAMETER mm	CERC Inch	MASS kg/100m	MBL Tonnes
16	2	15.9	6.5
18	2 1/4	21.4	8.6
21	2 5/8	28.5	11.5
24	3	35.7	14.3
28	3 1/2	48.6	19.4
32	4	63.5	25.3
36	4 1/2	80.4	31.9
40	5	98.8	39.0
44	5 1/2	120	47.2
48	6	143	56.0
52	6 1/2	168	65.5
56	7	195	75.7
60	7 1/2	223	86.4
64	8	254	98.0
72	9	321	124
80	10	397	152

## SUPERLINE POLYESTER

DIAMETER mm	CERC Inch	MASS kg/100m	MBL Tonnes
16	2	18.0	8.1
18	2 1/4	28.0	11.6
20	2 1/2	32.0	12.9
22	2 3/4	36.0	15.1
24	3	45.0	18.5
28	3 1/2	55.0	22.5
32	4	77.0	30.5
36	4 1/2	87.0	36.4
40	5	112	46.3
44	5 1/2	137	58.2
48	6	165	69.1
52	6 1/2	206	84.7
56	7	227	95.0
60	7 1/2	248	105
64	8	280	118
68	8 1/2	320	142
72	9	391	168
80	10	456	198

## SUPERLINE HS

DIAMETER mm	MASS (PES COVER) kg/100m	MASS (HMPE COVER) kg/100m
22	0.35	0.28
24	0.39	0.32
26	0.49	0.42
28	0.53	0.46
30	0.61	0.54
32	0.69	0.62
34	0.94	0.68
36	0.94	0.80
38	1.02	0.88
40	1.10	0.97
42	1.23	1.09
44	1.31	1.17
46	1.35	1.21
48	1.55	1.37
50	1.80	1.45
52	1.96	1.61
54	2.04	1.77
56	2.12	1.85
58	2.21	1.93
60	2.37	2.10
62	2.45	2.18
64	2.70	2.42
66	2.86	2.58
68	3.02	2.74
70	3.18	2.90
72	3.34	3.07
74	3.51	3.23
76	3.67	3.39
78	3.83	3.55
80	3.99	3.71

## BRAIDLINE POLYESTER

DIAMETER mm	CERC Inch	MASS kg/100m	MBL Tonnes
20	2 1/2	31.9	8.7
22	2 3/4	38.6	10.4
24	3	45.9	12.3
26	3 1/4	53.9	14.4
28	3 1/2	62.5	16.6
30	3 3/4	71.7	19.0
32	4	81.6	21.4
36	4 1/2	103	26.9
40	5	128	33.0
44	5 1/2	154	39.7
48	6	184	46.9
52	6 1/2	216	54.7
56	7	250	63.0
60	7 1/2	287	72.1
64	8	326	81.5
72	9	413	102
80	10	510	125

# GENERAL PURPOSE

---

Marlow offers a wide range of general-purpose ropes suitable for various applications, from antenna guy lines to tentage. These ropes are known for their high quality, durability, and reliability.



# GENERAL PURPOSE

See specifications on page 38-39

## KT3 (Covered Aramid)

KT3 rope features a high-strength, low-elongation Para-Aramid core encased in a high-tenacity polyester cover. This design excels in heavy-duty applications requiring sustained high loads due to the core's exceptional strength and minimal creep.

The Para-Aramid core also provides excellent heat resistance, making KT3 suitable for environments with potential heat generation. However, careful consideration of D:d ratios is crucial when specifying KT3.

Ideal for guy lines, antenna guy lines, and tentage applications.



## Singlebraided Aramid (Uncoated Aramid)

A specialist product manufactured from Twaron or Para Aramid used in high strength, generally static applications where very low elongation and/or high heat resistance is critical. Certified to aerospace standards.




## Marlowbraid

Marlowbraid is renowned for its exceptional performance, our 100% Polyester line offers a significant advantage in terms of low stretch. This is achieved through a meticulously engineered laid 3-strand core construction, setting a new benchmark for Polyester ropes.

Ideal for a wide range of applications, including winch lines and tow ropes, Marlowbraid delivers reliable performance and exceptional durability.

The combination of a low-stretch core and a tough, abrasion-resistant cover makes it the ideal workhorse for demanding tasks.



# GENERAL PURPOSE

See specifications on page 38-39

## Shockcord

Our Shockcord is developed and manufactured in full accordance with British Standard BS3F70:1991 Heavy Duty or BS3F71:1991 Light Duty, both of which are specified by aerospace and defence industries. It can be manufactured with a rot-proof cotton or Nomex® outer sheath. Application specific assemblies can be manufactured to your own specification.

Available in 3-11mm Light Duty, 5-26mm Heavy Duty.



## 3 Strand and 8 plait pre-stretched

Strong, tough and low stretch, Pre-stretched, its hardwearing construction makes it a great low stretch, tough all-round rope.



## 3 Strand Polyester

Traditional 12 Strand Polyester ropes can be used in numerous applications. Polyester has relatively low elongation and high tenacity with excellent flex fatigue. Torque balanced construction with firm round profile, it is easily spliced, and used for general purpose ropes.



## 3 Strand Nylon

Nylon will stretch by about 20% at 50% of its breakload, compared with 12% stretch for Polyester at equivalent loads. This high elongation makes 3 Strand Nylon a good choice for applications where elongation is required.



## SYC Polyester Cord

8 plait polyester cord, hard wearing and ideal for good general-purpose rope and tentage.



# GENERAL PURPOSE

## SPECIFICATIONS

	DIAMETER mm	WEIGHT kg/100m	MIN BREAK LOAD kg
KT3 (COVERED ARAMID)	3.5	1.1	440
	4.5	1.3	570
	5.5	2.1	760
	6	3.1	1210
	8	5.3	2580
	10	7.8	3670
	12	11.6	5530
	14	13.5	8130
SINGLEBRAIDED ARAMID (UNCOATED ARAMID)	2	0.34	350
	3	0.63	720
	4	0.95	1050
	5	1.25	1200
	7	3.70	3500
	10	6.00	5700
	13	11.80	11000
MARLOWBRAID	6	3	910
	8	4.5	1550
	10	7.3	2720
	12	10	3660
	14	14.5	5060
	16	19	6650
	18	23.5	7680
	20	28.5	8650
3 STRAND PRE-STRETCHED	4	1.6	530
	5	2.1	630
	6	3.1	940
	7	4.1	1240
	8	4.8	1570
	9	6.6	1980
	10	8.2	2400
	12	10.7	3040
	14	14.8	4490
8 PLAIT PRE-STRETCHED	4	1.3	330
	5	2.1	530
	6	2.9	700
	7	4.3	780
	8	5.5	1230



# GENERAL PURPOSE

## SPECIFICATIONS

	DIAMETER mm	WEIGHT kg/100m	MIN BREAK LOAD kg
3 STRAND POLYESTER	6	2.7	560
	8	4.8	1020
	10	7.6	1590
	12	11.0	2270
	14	14.8	3180
	16	19.5	4060
	18	24.5	5080
	20	30.3	6350
	24	43.7	9130
	28	59.4	12230
	32	77.8	15700
3 STRAND NYLON	6	2.3	750
	8	4.0	1350
	10	6.2	2080
	12	8.9	3000
	14	12.2	4100
	16	15.8	5300
	18	20.0	6700
	20	24.5	8300
	24	35.5	12030
	28	48.5	15800
	32	63.0	19980

		DIAMETER mm	WEIGHT kg/100m	MIN BREAK LOAD kg
SYC POLYESTER CORD	SYC32	2.75	0.75	160
	SYC33	4	1.1	227
	SYC11	5	1.8	295
	SYC30	7	3.4	625
	SYC31	9	5.5	794
	SYC15	9	5.6	952



# HARDWARE & ACCESSORIES

---

To complement our defence ropes we supply a range of hardware and accessories including bags, gloves and climbing equipment.

We also distribute high-quality Black Line climbing, rappelling hardware and harnesses.

## HARNESSES

### Golden Top Evo Alu Black Harness

Full body harness for suspension and work positioning activities. Steel components with Speedy buckles on the leg loops. Five attachment points: two front, one back, two side. CE certified to standard EN 358, EN 361, EN 813 and EAC.



### Liberty Black

A lightweight and compact sit harness. Three attachment points: one front, two side. Designed to be used in combination with the Golden Chest, equipped with one front attachment point, for a full body fall arrest harness. CE certified to EN 358, EN 813 and EAC.



### Golden Chest

Ergonomic padded chest harness can be used to convert the Liberty sit harness into a full body fall arrest harness. Front sternal attachment point. CE certified to standard EN 361 and EAC.



#### HARNESSES SPECIFICATIONS

	SIZE	BELT (cm)	LEG (cm)	CHEST (cm)	WEIGHT (g)
GOLDENTOPEVOALU BLACK HARNESS	S - LARGE	70-110	45-65	55-75	1750
	L - XXL	80-130	55-75	65-85	1880
LIBERTY BLACK	S - L	70-110	45-65	-	1150
	L-XXL	80-130	55-75	-	1250
GOLDEN CHEST	55-85	-	-	-	540

## HELMETS

### TITAN BLACK



#### SPECIFICATIONS

SIZE	WEIGHT(g)	CIRC. (cm)	CE CERTIFIED
S	385	48-56	EN 12492
L	435	54-62	EN 12492

### SKYLOR PLUS BLACK



#### SPECIFICATIONS

WEIGHT (g)	CIRC. (cm)	CE CERTIFIED
495	55 - 62	CE EN 397



## DESCENDERS

### Druid Black

A lightweight, compact auto-braking descender for rope access and rescue designed for semi-static ropes ranging from 10-11mm. The internal mechanism and locking cam use a patented design for smooth action on the rope which prevents rapid wear-and-tear and absorbs energy from small shocks with a slight amount of rope slippage.



### I-Block Evo Black

Auto-braking single rope descender with two locking positions.



### Giant Black

An innovative multifunctional descender developed to meet the demands of the most technical rope access and rescue specialists.

The patented internal mechanism combines with robust hot-forged construction and advanced ergonomics for exceptional control even with heavy loads (up to 250 kg for two person scenarios).



#### DESCENDER SPECIFICATIONS

	WEIGHT (g)	STRENGTH (kn)	CE CERTIFIED
DRUID BLACK	280	15	EN 12841/C, EN 15151/1
I-BLOCK EVO BLACK	430	15	EN 12841/C, EN 341/2A
GIANT BLACK	540	20	EN 12841/C, EN 15151/1

**CARIBINERS**

**Oval XL  
 Lock Black**



**Atlas 3 Lock**



**Atlas Lock**



**HMS Belay Lock**



**Atlas 2 Lock**



**HMS Lock**



**CARIBINER SPECIFICATIONS**

	HEIGHT (mm)	WIDTH (mm)	GATE OPENING (mm)	MAJOR AXIS (kN)	MINOR AXIS (kN)	OPEN GATE (kN)	LOCK TYPE	CE CERTIFIED
OVAL XL LOCK BLACK	110	62	20	28	11	7	SCREW GATE KEY LOCK	EN 12275, EN - 362
ATLAS LOCK	120	68	22	40	10	13	TWISTLOCKEVOLUTION, KEY LOCK	EN 362 - EN 12275
ATLAS 2 LOCK	120	68	22	40	10	13	TWISTLOCKEVOLUTION, KEY LOCK	EN 362 - EN 12275
ATLAS 3 LOCK	120	68	22	40	10	13	TWISTLOCKEVOLUTION, KEY LOCK	EN 362 - EN 12275
HMS BELAY LOCK	113	77	23	23	10	7	SCREWGATEKEYLOCK	EN 362 - 12275
HMS LOCK	116	73	22	25	8	8	SCREW GATE KEY LOCK	EN 362 - 12275

## Goblin Black

The Goblin fall-arrester represents a monumental step forward in safety for personnel who rely on fall arrest systems. To be used on semi-static ropes ranging from 10-11mm. The unique design allows a perfectly smooth action on the rope, whether it's used in descent or ascent.

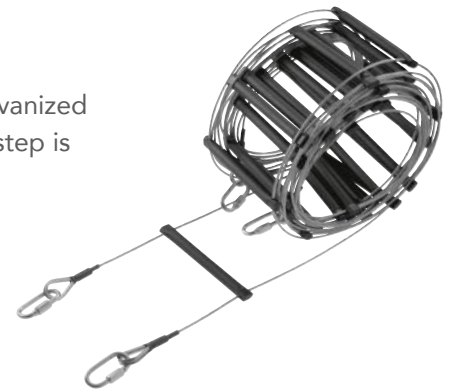


### SPECIFICATIONS

WEIGHT (g)	RESCUE USE (kg)	CE CERTIFIED	ANSI	EAC
280	200	EN 12841/A-B, EN 352/2	Z359.1	EAC

## Cable Ladder

This 10 metre steel cable ladder with 33 steps is constructed from 3mm galvanized steel cable with a breaking strength of 8.5 kN. The distance between each step is 30cm. Step width is 13cm.



### SPECIFICATIONS

WEIGHT (g)	LENGTH (m)
2300	10



### Otto Wings

Large “figure eight” descender with extensions for tying off.

**SPECIFICATIONS**

SIZE	WEIGHT (g)	STRENGTH (kN)
STANDARD	280	36



### Otto Black

Aluminium alloy “figure eight” descender.

**SPECIFICATIONS**

SIZE	WEIGHT (g)	STRENGTH (kN)
STANDARD	110	25
LARGE	130	30



STANDARD

LARGE

### Turbohand Black

The Turbohand ascender uses proprietary technology and cutting edge design to make climbing ropes safer, faster and easier.

**SPECIFICATIONS**

DIAMETER (mm)	WEIGHT (g)	CERTIFICATION
3.5	185	EN 12841/B FOR SEMI-STATIC ROPES 10-13mm, EN 567 FOR SEMI-STATIC & DYNAMIC ROPES 8-13mm



LEFT

RIGHT

**GLOVES**

**Marlow Fast Roping Gloves**

Kevlar® lined cowhide leather glove with a split leather palm for improved grip, durability, insulation and heat resistance when fast roping. The Neoprene and leather cuff provides a secure fit with a spandex/elastane stretch back adding comfort and flexibility.



**Kevlar® Fast Roping Gloves**

Manufactured from reinforced leather with wool lining and Velcro wrist adjustment. Kevlar® lined palms provide further wear and heat resistance when fast roping.



**Abseil Glove**

Manufactured from water resistant leather with goat skin reinforcement to palm and thumb.



**Elite™ Rappelling Glove 28cm**

Extended leather rappelling / intervention glove. Top quality water-resistant leather outer with suede leather palm and part thumb reinforcement. Aramid composite lining for thermal insulation. Non reinforced lined trigger finger. Back wrist strap with ladder lock fastening.



Level 5 cut-resistance. Level 1 contact heat and Level 4 burning behaviour: EN407 EN388:2016 3.5.4.3.E.

**GLOVES SPECIFICATIONS**

	COLOUR	SIZE	PART NO.	NSN
MARLOW FAST ROPING GLOVES	BLACK	SMALL (8)	FAA127	-
	BLACK	MEDIUM (9)	FAA128	4020-99-574-1793
	BLACK	LARGE (10)	FAA129	4020-99-269-5262
	BLACK	X LARGE (11)	FAA130	4020-99-753-7502
	BLACK	XX LARGE (12)	FAA163	-
KEVLAR® FAST ROPING GLOVES	BLACK	SMALL (8)	FAA039	-
	BLACK	MEDIUM (9)	FAA035	-
	BLACK	LARGE (10)	FAA036	-
	BLACK	X LARGE (11)	FAA070	-
ABSEIL GLOVE	BLACK	LARGE (10)	faa038	-
ELITE™ RAPPELLING GLOVE 28cm	BLACK	SMALL (8)	FAA164	-
	BLACK	MEDIUM (9)	FAA165	-
	BLACK	LARGE (10)	FAA166	-
	BLACK	X LARGE (11)	FAA167	-

**BAGS**

**Fast Rope Storage Bag**

Marlow’s rope storage bag will keep your fast ropes clean, dry and UV protected, with a twin zipper for easy access. Available in 2 sizes (rope capacity 12.2m - 27.4m and 36.6m)



**Cargo Back Pack**

Top load 40 litre backpack constructed from robust Tarpaulin PVC 500D. Top lid features inner zip pocket. Metal hook buckle closure with internal pull cord. Padded shoulder straps. Transparent label pocket. Loops for fixing rope ends. Hauling handle for loads up to 50kg.



**Fast Rope Back Pack**

Manufactured with back pack straps and padded back section for easy solo carrying. The bag has strong handles for manoeuvring and compression straps to secure the internal load and position weight. When deployed an internal clip attaches the bag to the end of the rope. Available in black premium 1000 denier material and 2 sizes.



**Rope Bag**

This rope bag has been designed for use with abseil and intervention ropes between 9-12mm in diameter.



**Abseil Leg Bag**

Available in three sizes to accommodate 100m, 61m or 30m of 11mm rope, the simple design allows for easy rope stowage and kink free deployment, making rapid descent as trouble free as possible. Available in black premium 1000 denier material.



**SPECIFICATIONS**

	Capacity	DIMENSIONS	PART NO.	NSN
FAST ROPE STORAGE BAG	12.2-27.4m	100 x 40 x 30cm	FAA 135	
	36.6m	112 x 40 x 30cm	FAA 136	
CARGO BACK PACK	40 Ltr	320mm diameter	FAA 114	
FAST ROPE BACK PACK	12.2 & 18.3m		FAA 114	
	27.4 & 36.6m		FAA 115	8465-99-489-1635
ROPE BAG	61m		FAA 119	
ABSEIL LEG BAG	100	220mm diameter	FAA 118	
	61	222mm diameter	FAA 117	
	30	150mm diameter	FAA 116	



### Seamless Tube Bandana

These 100% recycled polyester tubes are the perfect accessory. Its multi-use function means that it can be used as a bandana, wristband or face mask.

One size: 25 x 50cm



### Cordless Hot Knife

Marlow's cordless hot knife cuts and heat-seals ropes reaching a temperature of 400°C in seconds. Supplied in a handy carry case. Includes: 1 x KD-DC100R Handle, 1 x brush, 1 x battery pack 14.4V/2.0Ah. Available with a choice of UK, EU and US plugs.

#### SPECIFICATIONS

Voltage	WEIGHT (INC BATTERY & BLADE)
DC14.4v	0.7kgs



### EZYiD

EZYiD's cloud-based Asset Management Platform paired with RFID technology is the easy way to identify and audit your assets, leading to improved workforce productivity, user safety and increased asset lifespan.

Key features include:

- Asset Identification
- Inspection Checklists
- Digital Transformation
- Bulk Updates & Inspections
- Global Product Catalogues
- Task Assignment & Scheduling
- Flexible software will work with existing audit software

EZYiD tags, ties and stickers can be applied manually to any products.



# BESPOKE SERVICE

---

**We pride ourselves on working closely with our clients to research and develop high performance rope solutions that address the specific tasks and challenges our clients' face in their operating environments.**

**Understanding your unique requirements:** By working closely with you we seek to understand your unique requirements and the environments in which the ropes will be used. This ensures that our solutions are precisely tailored to meet the demands of your high-performance applications.

**Research and Development:** Our dedicated in-house R&D team uses the latest technical materials to engineer ropes that offer superior performance. These materials are chosen for their strength, durability, and suitability for extreme conditions.

**UK Manufacturing:** When working with us, you will have full use of our team of experts. You will be assigned a dedicated contact who will guide you through the process from your initial enquiry, through the development stage, overseeing the manufacture of your rope, until the moment your order arrives wherever you are in the world. And of course, your contact is there to provide you with full after-sales support whenever needed.

Our Head Office and Factory is based in Hailsham, East Sussex, UK and we are proud to be **ISO 9001** and **ISO 14001** accredited reinforcing our commitment to quality, compliance and sustainability.

**Testing and Feedback:** We rigorously test our ropes in real-world conditions and gather feedback from our customers to continuously improve our products. This process helps ensure that our ropes perform reliably in specific fields.

*By focusing on high-performance ropes for high-performance environments, we ensure that our products can withstand the toughest conditions, whether on land, at sea, or in the air.*



# TECHNICAL INFORMATION

## PHYSICAL PROPERTIES & CARE IN USE

### TERMINATIONS:

**Splices:** Most Marlow ropes can be spliced, this is normally the preferred method of termination. A good splice using the recommended method should not reduce the strength of a rope by more than 10%.

**Knots:** A knot will reduce the strength of the rope, sometimes very significantly. This loss is caused by the tight bends and compression found in any knot. The amount a rope will be weakened will depend on the knot, type of rope and the material from which it is made but can be up to 60%.

**Eye Sizes:** Wherever possible the angle formed at the throat of a splice when it is loaded should be 30 degrees or less. This means that the length of the eye when flat must be at least 2.7 times the diameter of the object over which the eye is to be used and the distance from the bearing point to the throat when in use should be at least 2.4 times the diameter. Some materials like Aramids and HMPEs (Dyneema®) will require a larger eye with an angle at the throat of 15 degrees or less.

### STORAGE:

Ropes should be stored in a suitable clean, dry place out of direct sunlight and away from extreme temperature. Do not store ropes on dirty floors or drag over rough ground – dirt and grit can work between the fibres and cause abrasion damage. Keep ropes away from chemicals and in cases of long term storage, hose down with fresh water to reduce dirt and salt that can affect the life and efficiency.

Braided ropes can have excessive twist imparted into them by incorrect handling. Ideally these ropes should be “hanked” in a figure of 8 fashion this avoids putting twist in and will ensure free running when deployed. If supplied on a reel, this must be allowed to rotate freely on a central pin so that the rope may be drawn off from the top layer. Never take the rope from a reel lying on its side unless placed onto a turntable.

## INSPECTION & RETIREMENT

**Inspection:** It is important that a rope is regularly inspected to ensure that it is undamaged and is still fit for service. The entire length of rope should be examined. The following are some of the points that should be checked. The degree to which any of the following may be allowed before the rope is retired will be dependant on the assumptions made when the rope and safety factors were determined.

**External abrasion:** When a multifilament rope is subjected to abrasion the outer filaments will quickly become broken and a furry finish will develop. This furry layer will protect the yarns underneath preventing further abrasion. If this condition does not stabilise and continues to develop then there may be excessive abrasion that could lead to significant strength loss.

**Internal Abrasion:** The rope should be opened up so that the condition of the internal yarns can be assessed. If they show signs of abrasion then there could be some exposure to abrasive particles or there may be inter yarn abrasion.

### SHEAVES, PULLEYS AND ROLLERS:

When any rope is used around a sheave there will be a reduction in its strength and life. For most non-specialised applications a sheave diameter 8-10 times the rope diameter will suffice, however certain materials such as Aramids may require a sheave size of up to 20 times diameter.

The profile of the groove in a sheave should support the entire rope. Normally a semicircle of 10% greater diameter than that of the rope is appropriate. ‘V’ groove sheaves should be avoided since they compress the rope and have points of local friction reducing the life of the rope. Sheaves should be maintained so that they rotate freely in use.

### ROPE STRENGTHS AND WEIGHTS

Rope strengths are tested according to Marlow’s QA25 and 26 quality procedures. Generally these procedures are in line with BS EN ISO 2307, however, a number of other internationally recognised test standards are used including EN 1891 and EN 564. Rope mass is determined by weighing a sample of rope whose length has been measured at a reference load. For most ropes this load is calculated as:

$$\text{Reference Load (kg)} = D^2/8$$

Where *D* is the rope nominal diameter (mm)

Most rope strengths in this catalogue are given in kilograms (kg). However, the correct measure of force or breaking strength is kilonewtons (kN). Conversion factors from one to the other are:

$$\frac{\text{kg to kN} \times 0.00981}{\text{kN to kg} \times 101.972}$$

### WORKING LOADS

Marlow Ropes specify a minimum breaking load. It is the responsibility of the user to determine an appropriate factor of safety and safe working load. This factor of safety must be determined after considering all the risks, the strength reducing factors, and the expected life of the rope.

**Glazing:** If a rope has been subjected to excessive heat then there may be glazed or glossy areas of rope. The glazing is caused when the yarns melt, if this has happened then the nearby yarns will also have been exposed to elevated temperatures and will have been affected. This type of damage is often seen if ropes slip on winch barrels or capstans.

**Discolouration:** This could indicate the presence of dirt that may cause internal abrasion or could be an indication of chemical damage. If chemical damage is suspected then the amount that the rope has been weakened is very difficult to assess and the rope should be retired.

**Inconsistencies:** If any section of the rope is found to contain lumps, flat areas or thin bits then this could indicate that the rope has been damaged internally. This type of damage is often caused by overloading or shock loads.

No rope will last forever and it is important to ensure that if there are any risks if a rope fails then it should be retired after an appropriate period.

# NSN GLOSSARY

Fast Ropes:	Part Number	Description:	Page	Fast Ropes:	Part Number	Description:	Page
<b>FAST ROPES:</b>				<b>GENERAL PURPOSE ROPES</b>			
4020-99-895-4343	TAS079	FAST ROPE 12.2m/40ft DLT	4	4020-99-933-3849		4mm 3-strand P/S white x 300 metres	37
4020-99-242-9307	TAS086	FAST ROPE 15.2m/50ft DLT	4	4020-99-933-3850		5mm 3-strand P/S white x 300 metres	37
4020-99-743-0451	TAS074	FAST ROPE 18.3m/60ft DLT	4	4020-99-933-1559	933-1559	3STR P/S 6mm WHITE 300mR	37
4020-99-896-0900	TAS071	FAST ROPE 27.4m/90ft DLT	4	4020-99-933-1560		7mm 3-strand P/S white x 300 metres	37
4020-99-134-8518	TAS085	FAST ROPE 36.6m/120ft DLT	4	4020-99-933-1561		8mm 3strand P/S white x 300 metres	37
4020-99-277-6212	TAS054	FAST ROPE 12.2m/40ft MULTIFIT	4	4020-99-933-1562	933-1562	3STR P/S WHITE 9mm 300m R	37
4020-99-338-4843	TAS055	FAST ROPE 15.2m/50ft MULTIFIT	4	4020-99-933-1563	933-1563	3STR P/S 10mm WHITE 300mR	37
4020-99-297-6895	TAS056	FAST ROPE 18.3m/60ft MULTIFIT	4	4020-99-933-0510		6mm 3-strand P/S white	37
4020-99-159-1677	TAS057	FAST ROPE 27.4m/90ft MULTIFIT	4	4020-99-933-8503		5mm 3-strand P/S white	37
4020-99-816-7775	TAS129	FAST ROPE HEAVY 18.3m/60ft DLT	4	4020-99-923-7119	CC0026	3STR NYLON 6mm WHITE 220mC	37
4020-99-702-5793	TAS139	FAST ROPE HEAVY 27.4m/90ft DLT	4	4020-99-923-7121	CC0048	3STR NYLON 8mm WHITE 220mC	37
4020-99-702-9027	TAS238	FAST ROPE HEAVY 36.6m/120ft DLT	4	4020-99-923-7123	CC0057	3STR NYLON 10mm WHITE 220mC	37
4020-99-892-4771	GTM010	QRM FAST ROPE LARGE FIXED LINK	5	4020-99-923-7124	CC0067	3STR NYLON 12mm WHITE 220mC	37
4020-99-594-2842	GTM012	QRMFASTROPELARGEOPENINGLINK	5	4020-99-923-7125	CC0078	3STR NYLON 14mm WHITE 220mC	37
4020-99-474-8804	FAA125	ROPE RACK 40mm + LANYARD+QUICK-OUT	5	4020-99-923-7126	CC0088	3STR NYLON 16mm WHITE 220mC	37
4020-99-995-0858	FAA126	ROPE RACK 40mm + 2 LEG LANYARD	5	4020-99-923-7127	CC0098	3STR NYLON 18mm WHITE 220mC	37
<b>INSERTION AND EXTRACTION:</b>				4020-99-923-7128	CC0105	3STR NYLON 20mm WHITE 220mC	37
4020-99-477-6957	TAU011	SPIE ROPE 27.4m 8 LOOP	8	4020-99-923-7129	CC0120	3STR NYLON 24mm WHT 220mC	37
4020-99-969-5258	TAU013	SPIE ROPE WPX 40m 12 LOOP+EZYiD	9	4020-99-923-7130	CC0134	3STR NYLON 28mm WHITE 220mC	37
<b>RAPELLING &amp; CLIMBING:</b>				4020-99-923-7131	CC0139	3STR NYLON 32mm WHITE 220mC	37
4020-543-9005	543-9005	ABSEIL ROPE GQD14015/1 11mm BLK 61m	12	4020-99-521-7989		SYC No.32 white x 275 metres	37
4020-99-545-7741	545-7741	ABSEIL ROPE GQD14015/2 11mm WHT 61m	12	4020-99-127-8580	127-8580	SYC CORD No32 O/DRAB 100M R	37
4020-99-789-3539	789-3539	ABSEIL 11mm BLK 220mC	12	4020-99-626-8444	MA0154	SYC CORD No33 WHT 220M R	37
4020-99-555-4449	555-4449	ABSEIL 11mm BLACK200M+FERRULE	12	4020-99-139-3431	MA0107	SYC CORD No11 O/DRAB 300M R	37
4020-99-154-1423	154-1423	DIABLOSTATICBLACK/BLK61mR+EZYiD	13	4020-99-571-3167	571-3167	SYC CORD No30 7mm WHITE 220m C	37
4020-99-364-1340	364-1340	DIABLO STATIC BLACK/BLK 200mR+EZYiD	13	4020-99-571-3025	571-3025	3STR POLYESTER 3mm WHITE 300mR	37
<b>VEHICLE WINCHING &amp; RECOVERY</b>				4020-99-120-8692		SYC No.31 white x 220 metres	37
4020-99-831-9499	WJA002	M/P NYL KERR 32mm WHT 12.2m	20	4020-99-543-0142	543-0142	SYC CORD No15 WHT 220mR	37
4020-99-832-0800	WJA004	M/P NYL KERR 40mm WHT 13.7m	20	<b>ACCESSORIES:</b>			
4020-21-902-3218	WJA005	M/P NYL KERR 48mm WHT 13.7m	20	4020-99-574-1793	FAA128	MARLOW FAST ROPE GLOVES (M)	46
4020-01-218-4488	WJA008	M/P NYL KERR 60mm WHT 13.7m	20	4020-99-269-5262	FAA129	MARLOW FAST ROPE GLOVES (L)	46
4020-01-902-1077	WJA009	M/P NYL KERR 64mm WHT 15m	20	4020-99-753-7502	FAA130	MARLOW FAST ROPE GLOVES (XL)	46
4020-21-210-2154	WJA012	M/P NYL KERR 80mm WHT 21m	20	8415-99-833-0147	FAA035	FAST ROPE GLOVES ARAMID MED (9)	46
4020-99-820-5399	820-5399	TOW ROPE PES O/DRAB 2.5m	21	4020-99-489-1635	FAA115	PREMIUM BAG FAST ROPE TD LARGE	46
2540-99-823-2577	823-2577	F.V. 774065 ISS C -TOW ROPE TOW ROPE O/DRAB 4m LEE	21	4020-99-670-9185	FAA116	PREMIUM BAG ABSEIL LEG 30m Small	46
4020-99-599-0610	599-0610	TOW ROPE HMPE MOD	21				



Other brochures available:

- **ARBORICULTURE**
- **ROPE ACCESS AND RESCUE**
- **LIFTING AND RENEWABLES**
- **VEHICLE RECOVERY**
- **LEISURE MARINE**
- **ROPE ACCESS & RESCUE**



**Marlow Ropes Ltd.**

Hailsham  
East Sussex  
United Kingdom

+44 (0) 1323 444 444

sales@marlowropes.com



**Marlow Ropes Inc.**

Plymouth  
Massachusetts  
United States

+1 508 830 0444

salesusa@marlowropes.com

# Marlow®

marlowropes.com 

Photos:

Teksam Company NV

Oshkosh - Defense

Crib Gogh Ltd

Royal Netherlands Armed  
Forces

BAT Defense USA



Certificate Number 315  
ISO 9001  
ISO 14001

Marlow Ropes Ltd endeavours to ensure that all products are manufactured to the highest standard, these guidelines are not intended and do not create any warranties, express or implied. Marlow Ropes Ltd expressly disclaims warranties or representations of any kind, express or implied, including the implied warranties of merchantability and fitness for a particular purpose. Marlow Ropes Ltd shall not be liable for any consequential, incidental, or contingent damages whatsoever stemming from the use of these guidelines. Marlow Ropes Ltd has a policy of continual improvement which may result in specification and colour changes without prior notice.

DEF010-01/25-01